



PackPoll Spring 2012 Toplines (Maximum N = 896)

March 26-April 1; NCSU Undergraduates



1. To start, how much do you agree or disagree with the following statements:

#	Question	Strongly agree	Agree	Neutral	Disagree	Strongly Disagree	No opinion	Responses	Mean
1	I am proud to be a student at N.C. State.	68%	26%	4%	1%	1%	0%	895	1
2	I am proud of the N.C. State's men's basketball team's performance in the NCAA tournament.	65%	22%	5%	0%	1%	6%	896	2
3	When I encounter political viewpoints that challenge my own, I lose interest in campaigns and elections.	1%	9%	24%	41%	21%	5%	895	4
4	Gas prices are becoming a burden for me	38%	34%	16%	4%	2%	5%	894	2




2. Have you ever tweeted to, or posted to a political figure’s social media site?

#	Answer		Response	%
1	Yes		136	15%
2	No		759	85%
	Total		895	100%

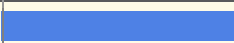

3. Are you “friends” with, or are you connected to/follow, any political figures on social media sites?

#	Answer		Response	%
1	Yes		295	33%
2	No		600	67%
	Total		895	100%

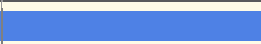


4. Turning to national politics, do you approve or disapprove of the way President Obama is doing his job?

#	Answer		Response	%
1	Approve		295	33%
2	Disapprove		355	40%
3	No Opinion		245	27%
	Total		895	100%






5. Do you feel that way strongly, or not strongly?

#	Answer		Response	%
1	Strongly		444	69%
2	Not strongly		201	31%
	Total		645	100%





6. As of today, are you registered to vote?

#	Answer		Response	%
1	Yes		691	79%
2	No		162	18%
3	I don't know		26	3%
	Total		879	100%





7. Do you plan on voting in the NC 2012 primary election on May 8?

#	Answer		Response	%
1	Definitely yes		387	44%
2	Probably yes		242	28%
3	Probably not		131	15%
4	Definitely not		51	6%
5	I Don't Know		68	8%
	Total		879	100%






8. If Mitt Romney becomes the Republican nominee for President, who would you vote for, Barack Obama or Mitt Romney?

#	Answer		Response	%
1	Barack Obama		173	39%
2	Mitt Romney		143	32%
3	Other		31	7%
4	I don't know		94	21%
	Total		441	100%




9. If Rick Santorum becomes the Republican nominee for President, who would you vote for, Barack Obama or Rick Santorum?

#	Answer		Response	%
1	Barack Obama		181	42%
2	Rick Santorum		106	24%
3	Other		39	9%
4	I don't know		109	25%
	Total		435	100%






10. Do you favor or oppose a constitutional amendment in North Carolina that would limit domestic legal unions to marriages between one man and one woman?

#	Answer		Response	%
1	Strongly favor		129	15%
2	Favor		107	12%
3	Oppose		176	20%
4	Strongly oppose		336	38%
5	No opinion		129	15%
	Total		877	100%






12. Regardless of your own sexuality, do you have any close friends who are openly gay?

#	Answer		Response	%
1	Yes		562	65%
2	No		272	31%
3	I don't know		35	4%
	Total		869	100%






19. Do you favor or oppose allowing gays and lesbians to legally form civil unions?

#	Answer		Response	%
1	Strongly favor		156	36%
2	Favor		109	25%
3	Oppose		45	11%
4	Strongly oppose		40	9%
5	No opinion		78	18%
	Total		428	100%




20. Do you favor or oppose allowing gays and lesbians to legally marry?

#	Answer		Response	%
1	Strongly favor		128	29%
2	Favor		102	23%
3	Oppose		61	14%
4	Strongly oppose		87	20%
5	No opinion		57	13%
	Total		435	100%

11. North Carolina legislators have proposed a law requiring women seeking an abortion to first have an ultrasound where the provider must display and describe the image. Do you favor or oppose this bill?

#	Answer		Response	%
1	Strongly favor		137	16%
2	Favor		157	18%
3	Oppose		195	22%
4	Strongly Oppose		221	25%
5	No Opinion		160	18%
	Total		870	100%

13. All in all, do you think things at N.C. State are:

#	Answer		Response	%
1	Generally headed in the right direction		577	67%
2	Generally Headed in the wrong direction		65	8%
3	Unsure		224	26%
	Total		866	100%

14. All in all, do you think things in our country are:

#	Answer		Response	%
1	Generally headed in the right direction		199	23%
2	Generally Headed in the wrong direction		414	48%
3	Unsure		253	29%
	Total		866	100%




15. Did you or do you plan to vote in the 2012 Spring NCSU student body elections on Tuesday, March 27?

#	Answer		Response	%
1	Yes		411	47%
2	No		298	34%
3	Undecided		158	18%
	Total		867	100%




16. Which of the following candidates did you or do you plan to vote for in the election for NCSU Student Body President?

#	Answer		Response	%
1	Andy Walsh		373	52%
2	Jonathan Smith		155	22%
3	Caroline Yopp		190	26%
	Total		718	100%



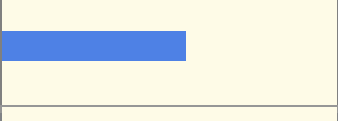
17. Do you think the use of marijuana should be made legal, or not?

#	Answer		Response	%
1	Legal		206	47%
2	Not legal		139	32%
3	No opinion		95	22%
	Total		440	100%




18. Do you think the use of marijuana for medical reasons should be made legal, or not?

#	Answer		Response	%
1	Legal		238	56%
2	Not legal		111	26%
3	No opinion		76	18%
	Total		425	100%




21. Which of the following best describes the majority of your “friends” or “followers” on social network sites such as Facebook and Twitter?

#	Answer		Response	%
1	Share your personal political beliefs		275	33%
2	Challenge your personal political beliefs		98	12%
3	Do not express personal political beliefs		467	56%
	Total		840	100%



22. Which of the following statements best describes your reaction to political viewpoints on social networking sites that challenge your own?

#	Answer		Response	%
1	I challenge the political viewpoint with my own viewpoints		177	21%
2	I try to find some truth in the challenging political viewpoint		396	48%
3	I ignore the challenging political viewpoint		258	31%
	Total		831	100%







23. Do you have a favorable or unfavorable view of Rush Limbaugh?

#	Answer		Response	%
1	Favorable		85	10%
2	Unfavorable		354	42%
3	No Opinion		414	49%
	Total		853	100%





24. The last set of questions asks about your background, so we can make sure all students are fairly represented in the poll and to better understand how different kinds of students feel about these issues. What is your sex?

#	Answer		Response	%
1	Male		383	45%
2	Female		464	55%
	Total		847	100%





25. What racial group do you primarily identify yourself as a member?

#	Answer		Response	%
1	White/Caucasian		702	83%
2	Black/African-American		53	6%
3	Hispanic		25	3%
4	Asian-American		37	4%
5	Native American		6	1%
6	Other		26	3%
	Total		849	100%




26. What year in school are you considered?

#	Answer		Response	%
1	Freshman		190	22%
2	Sophomore		189	22%
3	Junior		222	26%
4	Senior		247	29%
	Total		848	100%






27. Generally speaking, do you think of yourself as a Republican, a Democrat, an Independent, or something else?

#	Answer		Response	%
1	Republican		269	32%
2	Democrat		220	26%
3	Independent		268	32%
4	Other		91	11%
	Total		848	100%

28. Which party are you closer to, the Republicans or the Democrats, or neither?

#	Answer		Response	%
1	Republicans		93	35%
2	Democrats		90	34%
3	Neither		84	31%
	Total		267	100%

29. Would you describe yourself as liberal, moderate, or conservative?

#	Answer		Response	%
1	Very liberal		52	6%
2	Liberal		179	21%
3	Moderate		350	42%
4	Conservative		199	24%
5	Very conservative		57	7%
	Total		837	100%