






**PACK POLL**  
**FINAL TOPLINE REPORT FOR Spring 2013 NCSU SURVEY**  
**February 20, 2013 – February 25, 2013**  
**N= 963**

These are the results of the sixth Pack Poll, which has been conducted every semester since Fall, 2010. The survey was conducted online using Qualtrics survey software. Every undergraduate at NCSU had an equal probability of being invited to take the survey. This was accomplished by drawing a random sample of 4,000 students' emails. These 4,000 students were then sent an email inviting them to take part in the survey.





A total of 963 undergraduate students started the survey, and 923 completed it. The response rate for starting the survey is 24% and 23% for completing it. The margin of sampling error is +/-3.1% for questions with the maximum response rate, but it increases for questions in which the response rate is lower. For example, in "split-ballot" questions, the number of respondents answering each question is cut roughly in half, raising the margin of sampling error to about +/-4.4% for those questions.

For more information about the survey or further questions contact the Pack Poll at [mike\\_cobb@ncsu.edu](mailto:mike_cobb@ncsu.edu)



### 1A. Do you approve or disapprove of the way Barack Obama is handling his job as President?

#	Answer		Response	%
1	Strongly Approve		39	8%
2	Approve		158	33%
3	Disapprove		115	24%
4	Strongly Disapprove		104	22%
5	No opinion		62	13%
	Total		478	100%

### 1B. Do you approve or disapprove of the way Barack Obama is handling his job as President?

#	Answer		Response	%
1	Strongly Approve		52	11%
2	Approve		213	44%
3	Disapprove		118	24%
4	Strongly Disapprove		102	21%
	Total		485	100%

### 3. All in all, do you think things in our country are:

#	Answer		Response	%
1	Generally going in the right direction		206	43%
2	Generally going in the wrong direction		273	57%
	Total		479	100%

**4. In the last year, do you think the condition of the nation's economy has improved, stayed the same, or gotten worse?**

#	Answer		Response	%
1	Improved		161	34%
2	Stayed the same		199	42%
3	Gotten Worse		112	24%
	Total		472	100%

**5. All in all, do you think things at N.C. State are?**

#	Answer		Response	%
1	Generally going in the right direction		811	85%
2	Generally going in the wrong direction		139	15%
	Total		950	100%

**6. Do you consider NCSU to be a party school?**

#	Answer		Response	%
1	Yes		113	12%
2	No		831	88%
	Total		944	100%

## 7. Do you know what issue was at stake in the Supreme Court's decision in Roe versus Wade?

#	Answer	Response	%
1	The Death Penalty	10	1%
2	Abortion	764	89%
3	School Desegregation	79	9%
4	Environmental Protection	2	0%
	Total	855	100%




## 8A. Do you consider yourself to be anti-abortion or in favor of abortion rights?

#	Answer	Response	%
1	Anti-abortion	67	27%
2	Abortion rights	147	59%
3	No opinion	34	14%
	Total	248	100%

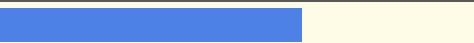

## 8B. Do you consider yourself to be anti-abortion or in favor of abortion rights?

#	Answer	Response	%
1	Anti-abortion	88	37%
2	Abortion rights	150	63%
	Total	238	100%




### 9A. Do you consider yourself to be pro-choice or pro-life?

#	Answer		Response	%
1	Pro-choice		118	55%
2	Pro-life		78	36%
3	No opinion		20	9%
	Total		216	100%

### 9B. Do you consider yourself to be pro-choice or pro-life?

#	Answer		Response	%
1	Pro-choice		145	64%
2	Pro-life		83	36%
	Total		228	100%

### 10. Do you personally believe that abortion is morally acceptable, morally wrong, or not a moral issue?

#	Answer		Response	%
1	Morally acceptable		184	20%
2	Morally wrong		445	48%
3	Not a moral issue		302	32%
	Total		931	100%



**11. Do you think abortion should be legal in all cases, legal in most cases, illegal in most cases, or illegal in all cases?**

#	Answer		Response	%
1	Legal in all cases		214	23%
2	Legal in most cases		337	36%
3	Illegal in most cases		284	30%
4	Illegal in all cases		97	10%
	Total		932	100%



**12. Do you support or oppose a law that would allow NC State students who are 21 and older to carry concealed weapons on campus?**

#	Answer		Response	%
1	Strongly Support		153	16%
2	Support		205	22%
3	Oppose		277	30%
4	Strongly Oppose		297	32%
	Total		932	100%



**13A. Do you support or oppose banning the sale of assault weapons?**

#	Answer		Response	%
1	Support		205	45%
2	Oppose		249	55%
	Total		454	100%



**13B. Do you support or oppose being able to buy assault weapons?**

#	Answer		Response	%
1	Support		233	49%
2	Oppose		244	51%
	Total		477	100%



**14A. Do you support or oppose requiring background checks for everyone who tries to buy a gun?**

#	Answer		Response	%
1	Support		431	96%
2	Oppose		20	4%
	Total		451	100%



**14B. Do you support or oppose allowing everyone who wants to buy a gun to do so without requiring a background check?**

#	Answer		Response	%
1	Support		45	9%
2	Oppose		435	91%
	Total		480	100%

**15A. Do you support or oppose allowing school principals at K-12 schools to have access to a gun in case of emergency?**

#	Answer		Response	%
1	Support		331	68%
2	Oppose		156	32%
	Total		487	100%

**15B. Do you support or oppose allowing teachers at K-12 schools to have access to a gun in case of emergency?**

#	Answer		Response	%
1	Support		231	52%
2	Oppose		211	48%
	Total		442	100%






### 16A. How worried are you about being able to find a job after graduating?

#	Answer		Response	%
1	Very worried		57	12%
2	Somewhat worried		149	31%
3	A little worried		126	27%
4	Not worried at all		80	17%
5	Does not apply (I am going to law school, graduate school, etc)		63	13%
	Total		475	100%



### 16B. How worried are you about being able to get a **good paying job** after graduating?

#	Answer		Response	%
1	Very worried		77	16%
2	Somewhat worried		124	26%
3	A little worried		141	30%
4	Not worried at all		61	13%
5	Does not apply (I am going to law school, graduate school, etc)		65	14%
	Total		468	100%



**17. Do you agree or disagree with the following statement:  
"I am worried about how hard it might be to pay back my  
student loans."**

#	Answer		Response	%
1	Agree		431	46%
2	Disagree		105	11%
3	I do not have student loans		411	43%
	Total		947	100%

**18A. Overall, do you favor or oppose providing a path to citizenship for illegal immigrants?**

#	Answer		Response	%
1	Favor		330	70%
2	Oppose		140	30%
	Total		470	100%

**18B. Overall, do you favor or oppose a path to legal status, but not citizenship, for illegal immigrants?**

#	Answer		Response	%
1	Favor		298	66%
2	Oppose		156	34%
	Total		454	100%

**19A. Do you support or oppose the "DREAM Act," which would allow children of undocumented immigrants who have grown up in America to attain legal residency status if they complete college?**

#	Answer	Response	%
1	Support	345	79%
2	Oppose	91	21%
	Total	436	100%





**19B. Do you support or oppose the "DREAM Act," which would allow children of undocumented immigrants who have grown up in America to attain legal residency status if they complete college or serve in the U.S. military?**

#	Answer	Response	%
1	Support	416	85%
2	Oppose	74	15%
	Total	490	100%





**20. Do you have a Twitter account?**

#	Answer	Response	%
1	Yes	484	52%
2	No	443	48%
	Total	927	100%



## 21. How often do you check your Twitter stream?

#	Answer		Response	%
1	A couple of times a day or more		225	46%
2	Almost everyday		86	18%
3	Once or twice a week		64	13%
4	Almost never		109	23%
	Total		484	100%







## 22. How often do you post tweets?

#	Answer		Response	%
1	A couple of times a day or more		62	13%
2	Almost everyday		93	19%
3	Once or twice a week		156	32%
4	Almost never		173	36%
	Total		484	100%





## 23. Is your Twitter stream one of your main sources for breaking news.

#	Answer		Response	%
1	Yes		169	35%
2	No		315	65%
	Total		484	100%




**24. Which of the following social networking sites do you use regularly? Select all that apply.**

#	Answer		Response	%
1	Facebook		788	91%
2	Twitter		332	38%
3	Instagram		246	28%
4	Tumblr		92	11%
5	Pinterest		203	23%
6	Something else		102	12%

**25. Generally speaking, do you think of yourself as a Republican, a Democrat, or an Independent?**

#	Answer		Response	%
1	Republican		302	33%
2	Democrat		263	28%
3	Independent		277	30%
4	Other		81	9%
	Total		923	100%

**26. Do your beliefs lean more towards the Republican Party or the Democratic Party?**

#	Answer		Response	%
1	Republican Party		94	26%
2	Democratic Party		127	35%
3	Neither		137	38%
	Total		358	100%

**27. When it comes to politics, do you usually think of yourself as a liberal, a moderate or a conservative?**

#	Answer		Response	%
1	Very liberal		63	7%
2	Liberal		221	24%
3	Moderate		355	39%
4	Conservative		222	24%
5	Very Conservative		61	7%
	Total		922	100%






**28A. When it comes to SOCIAL issues in politics, do you think yourself as a liberal, a moderate, or a conservative?**

#	Answer		Response	%
1	Very Liberal		69	15%
2	Liberal		148	31%
3	Moderate		141	30%
4	Conservative		86	18%
5	Very Conservative		28	6%
	Total		472	100%





**28B. When it comes to ECONOMIC issues in politics, do you think yourself as a liberal, a moderate, or a conservative?**

#	Answer		Response	%
1	Very Liberal		14	3%
2	Liberal		80	18%
3	Moderate		137	30%
4	Conservative		146	32%
5	Very Conservative		73	16%
	Total		450	100%


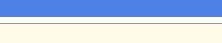
## 29. What racial group do you primarily identify yourself as a member?

#	Answer		Response	%
1	White/Caucasian		747	81%
2	Black/African-American		62	7%
3	Hispanic		29	3%
4	Asian-American		47	5%
5	Native American		4	0%
6	Other		31	3%
	Total		920	100%










## 30. What year in school are you considered?

#	Answer		Response	%
1	Freshman		204	22%
2	Sophomore		208	23%
3	Junior		260	28%
4	Senior		251	27%
	Total		923	100%

## 31. What is your sex?

#	Answer		Response	%
1	Male		489	53%
2	Female		434	47%
	Total		923	100%

### 32. What college is your planned degree in?

#	Answer		Response	%
1	CALS		170	18%
2	CNR		50	5%
3	CHASS		172	19%
4	Design		20	2%
5	PAMS		47	5%
6	Engineering		287	31%
7	Poole College of Management		101	11%
8	Textiles		36	4%
9	Education		28	3%
10	First Year College		3	0%
11	Other		9	1%
	Total		923	100%