

## Spring 2014 Pack Poll Toplines Report

April 8th-11th with a sample size of 1,059 students. The response rate was 21%, with a margin of sampling error of +/- 2.95%.

### 1. Which style of BBQ do you prefer, Eastern-style, Western-style, or do you like them both equally, or do you not have an opinion?

#	Answer	Response	%
1	Eastern	467	40%
2	Western	173	15%
3	Equally	182	16%
4	No Opinion	345	30%
	Total	1,167	100%

### 2. Do you approve or disapprove of the way Barack Obama is handling his job as President?

#	Answer	Response	%
1	Approve	391	34%
2	Disapprove	499	43%
3	No opinion	266	23%
	Total	1,156	100%

### Split Ballot:

#### 3A. Are you planning on voting in the 2014 primary elections in North Carolina?

Early voting starts April 24 and ends May 3; election day is May 6.

#	Answer	Response	%
4	Definitely Yes	115	21%
5	Probably Yes	218	39%
6	Probably No	160	29%
7	Definitely No	61	11%
	Total	554	100%

### Split Ballot:

#### 3B. Are you planning on voting in the 2014 primary elections in North Carolina?

#	Answer	Response	%
4	Definitely Yes	180	30%
5	Probably Yes	232	39%
6	Probably No	138	23%
7	Definitely No	42	7%
	Total	592	100%

**6. Which one of these statements about the environment and the economy do you most agree?**

**"Protection of the environment should be given priority, even at the risk of curbing economic growth." OR "Economic growth should be given priority, even if the environment suffers to some extent."**

#	Answer	Response	%
4	Protection of the environment	423	37%
5	Economic Growth	166	15%
6	Equal Priority	492	43%
7	Unsure	51	5%
	Total	1,132	100%

**7. On February 2, a Duke Energy coal ash pond spilled into the Dan River. How familiar are you with this news story?**

#	Answer	Response	%
4	Very familiar	182	16%
5	Somewhat familiar	378	33%
6	Not very familiar	219	19%
7	Not at all familiar	350	31%
	Total	1,129	100%

**8. Do you approve or disapprove of the way the state has responded to the spill?**

#	Answer	Response	%
4	Approve	49	6%
5	Disapprove	346	45%
6	No opinion	382	49%
	Total	777	100%

**9A. Which statement comes closest to your view about global warming? Global warming is caused mostly by human activity such as burning fossil fuels. Global warming is caused mostly by natural patterns in the earth's environment. OR, Global warming does not exist.**

#	Answer	Response	%
4	Mostly human activities	372	67%
5	Mostly natural variation	159	29%
6	It does not exist	25	4%
	Total	556	100%

**10A. Do you think that the United States doing things to reduce global warming would hurt the U.S. economy, would help the economy, or would have no effect on the U.S. economy?**

#	Answer	Response	%
4	Hurt	124	22%
5	Help	218	39%
6	No Effect	63	11%
7	Unsure	151	27%
	Total	556	100%

**11A. Do you think global warming will pose a serious threat to you or your way of life in your lifetime?**

#	Answer	Response	%
4	Yes	265	48%
5	No	199	36%
6	Unsure	91	16%
	Total	555	100%

**9B. Which statement comes closest to your view about climate change? Climate change is caused mostly by human activity such as burning fossil fuels. Climate change is caused mostly by natural patterns in the earth's environment. OR, climate change is not occurring.**

#	Answer	Response	%
4	Mostly human activities	377	67%
5	Mostly natural variation	173	31%
6	It is not occurring	12	2%
	Total	562	100%

**10B. Do you think that the United States doing things to reduce climate change would hurt the U.S. economy, would help the economy, or would have no effect on the U.S. economy?**

#	Answer	Response	%
4	Hurt	94	17%
5	Help	242	43%
6	No Effect	47	8%
7	Unsure	176	31%
	Total	559	100%

**11B. Do you think climate change will pose a serious threat to you or your way of life in your lifetime?**

#	Answer	Response	%
4	Yes	266	48%
5	No	196	35%
6	Unsure	95	17%
	Total	557	100%

**18. Overall, do you approve or disapprove of the government's collection of telephone and Internet data as part of anti-terrorism efforts?**

#	Answer	Response	%
1	Approve	346	31%
2	Disapprove	558	50%
3	No Opinion	204	18%
	Total	1,108	100%

**19. Which of the following statements comes closer to your own views, even if neither is exactly right?**

#	Answer	Response	%
1	Americans need to be willing to give up privacy and freedom in order to be safe from terrorism	384	35%
2	Americans shouldn't have to give up privacy and freedom in order to be safe from terrorism	716	65%
	Total	1,100	100%

## 20. How important is it to protect your privacy from the government?

#	Answer	Response	%
1	Very Important	263	24%
2	Somewhat Important	605	55%
4	Somewhat Unimportant	158	14%
5	Very Unimportant	33	3%
6	No opinion	43	4%
	Total	1,102	100%

## 21. How important is it for the government to prevent acts of terrorism?

#	Answer	Response	%
1	Very Important	841	77%
2	Somewhat Important	208	19%
3	Somewhat Unimportant	27	2%
4	Very Unimportant	8	1%
5	No Opinion	14	1%
	Total	1,098	100%

**22. Below are graphs that indicate the share of wealth owned by groups of citizens divided into fifths by level of income. The "Top 1/5" indicates the highest fifth of earners, the "2nd 1/5" indicates the second highest fifth, the "3rd 1/5" indicates the third highest 1/5 of earners, and so on. Which of these charts do you think is the ideal distribution of wealth for a country to succeed?**

#	Answer	Response	%
1	Norway	171	31%
2	The U.S.	47	9%
5	Equal distribution	331	60%
	Total	549	100%

**23. Below are graphs that indicate the share of wealth owned by groups of citizens divided into fifths by level of income. The "Top 1/5" indicates the highest fifth of earners, the "2nd 1/5" indicates the second highest fifth, the "3rd 1/5" indicates the third highest 1/5 of earners, and so on. Which of these charts do you think represents the United States?**

#	Answer	Response	%
1	Correct: U.S.	230	44%
2	Wrong: Norway	146	28%
3	Wrong: Equal Distribution	146	28%
	Total	522	100%

**24. Do you support or oppose raising the minimum wage from \$7.25 to \$10.10 an hour?**

#	Answer	Response	%
1	Support	545	51%
2	Oppose	377	35%
3	No Opinion	156	14%
	Total	1,078	100%



**25. Please rate where you consider yourself on the following scale from 1 to 7. Think of a score of 1 as meaning that the government ought to reduce the income differences between the rich and poor, and a score of 7 meaning that the government should not concern itself with reducing income differences. What score between 1 and 7 comes closest to the way you feel?**

#	Answer		Response	%
1	1 (Government should)		110	10%
2	2		132	12%
3	3		185	17%
4	4		182	17%
5	5		171	16%
6	6		118	11%
7	7 (Government should not)		127	12%
9	Don't Know		46	4%
	Total		1,071	100%

**26. Compared to your parents when they were your age, would you say you have more opportunity to get ahead, less opportunity to get ahead, or about the same amount of opportunity?**

#	Answer		Response	%
1	More opportunity		610	57%
2	Less opportunity		200	19%
3	About the same		230	21%
4	Don't Know		31	3%
	Total		1,071	100%

**27. In the past 10 years, has the gap between the rich and everyone else...**

#	Answer	Response	%
1	Increased	803	75%
2	Decreased	46	4%
3	Stayed the same	113	11%
4	Don't Know	105	10%
	Total	1,067	100%

**28. How worried are you about being able to get a good paying job after graduating?**

#	Answer	Response	%
1	Very worried	226	21%
2	Somewhat worried	353	33%
3	A little worried	226	21%
4	Not worried at all	155	15%
5	Does not apply (I am going to law school, grad school, etc.)	108	10%
	Total	1,068	100%

**29. Generally speaking, do you think of yourself as a Republican, a Democrat, or an Independent?**

#	Answer	Response	%
4	Republican	156	29%
5	Democrat	147	28%
6	Independent	183	34%
7	Other	47	9%
	Total	533	100%

### 33. In politics, as of today, do you consider yourself a

#	Answer	Response	%
4	Strong Democrat	38	7%
5	Not very strong Democrat	32	6%
6	Independent/leaning Democrat	119	22%
7	Independent	120	23%
8	Independent/leaning Republican	104	20%
9	Not very strong Republican	60	11%
10	Strong Republican	56	11%
	Total	529	100%





### 34. When it comes to SOCIAL issues in politics, do you think yourself as a liberal, a moderate, or a conservative?

#	Answer	Response	%
4	Very Liberal	193	18%
5	Liberal	304	29%
6	Moderate	336	32%
7	Conservative	172	16%
8	Very Conservative	52	5%
	Total	1,057	100%



### 35. When it comes to ECONOMIC issues in politics, do you think yourself as a liberal, a moderate, or a conservative?

#	Answer	Response	%
4	Very Liberal	36	3%
5	Liberal	149	14%
6	Moderate	428	41%
7	Conservative	343	32%
8	Very Conservative	100	9%
	Total	1,056	100%

### 36. What year in school are you considered?

#	Answer		Response	%
4	Freshman		212	20%
5	Sophomore		228	22%
6	Junior		314	30%
7	Senior		305	29%
	Total		1,059	100%

### 37. What is your sex?

#	Answer		Response	%
4	Male		520	49%
5	Female		539	51%
	Total		1,059	100%