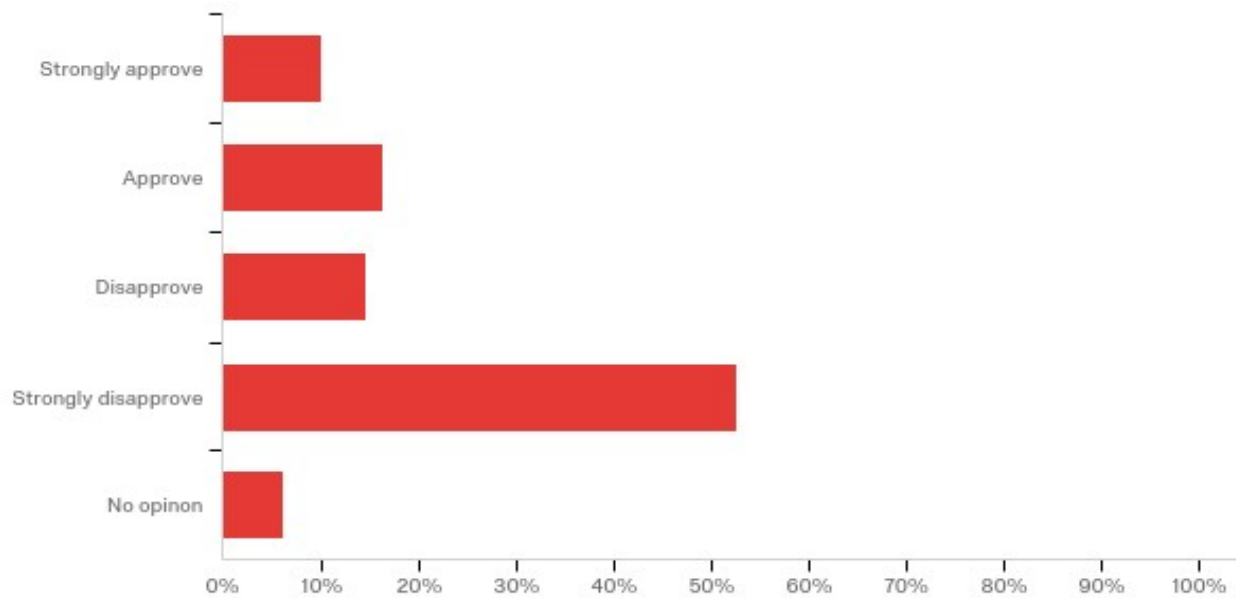


Default Report

Spring 2017 Big Poll

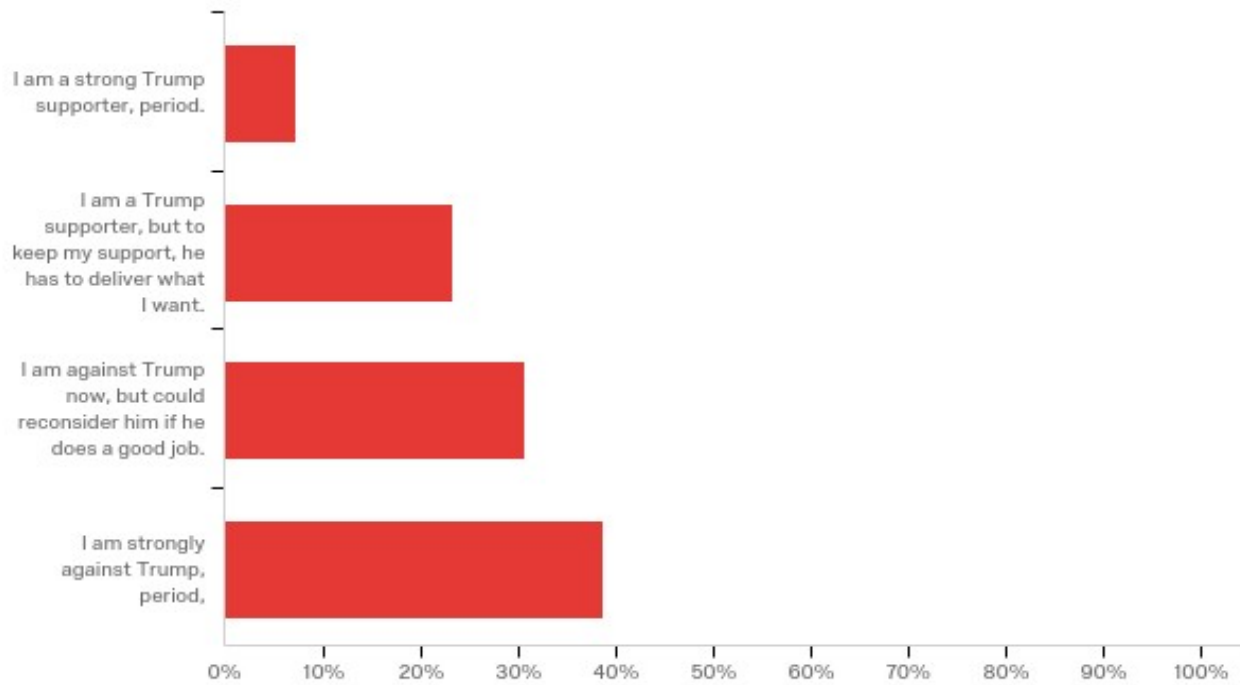
February 19th 2017, 11:26 am EST

Q3 - Do you approve or disapprove of the way Donald Trump is handling his job as President?



#	Do you approve or disapprove of the way Donald Trump is handling his job as...	Percentage
1	Strongly approve	10%
2	Approve	16%
3	Disapprove	15%
4	Strongly disapprove	53%
5	No opinion	6%
	Total	100%

Q4 - Which of these comes closest to your view of President Donald Trump?



#	Which of these comes closest to your view of President Donald Trump?	Percentage
1	I am a strong Trump supporter, period.	7%
2	I am a Trump supporter, but to keep my support, he has to deliver what I want.	23%
3	I am against Trump now, but could reconsider him if he does a good job.	31%
4	I am strongly against Trump, period,	39%
	Total	100%

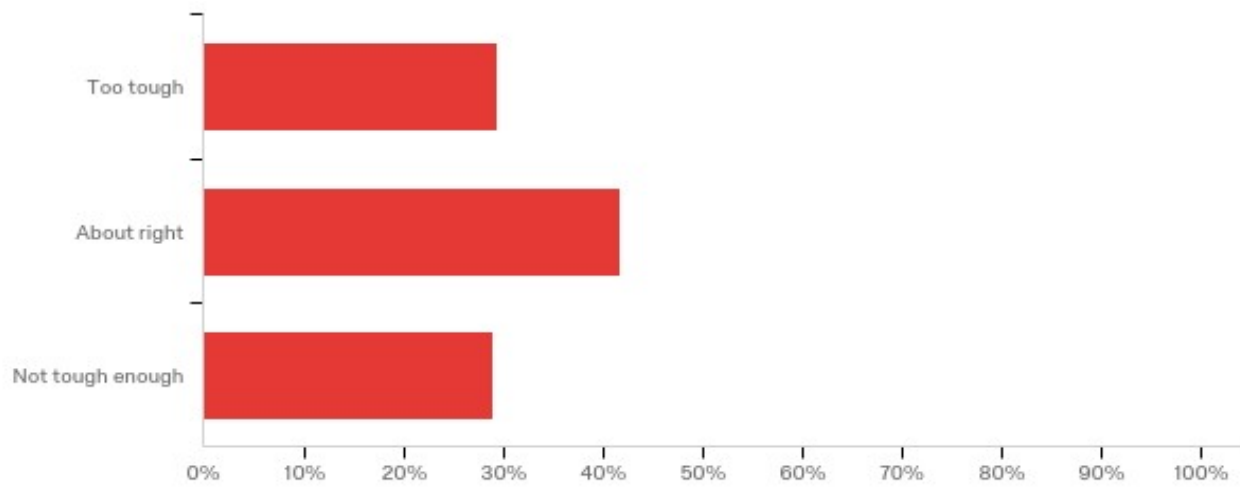
Q7 - Do

you agree or disagree with the following statements:

People should be able to
publicly make statements that

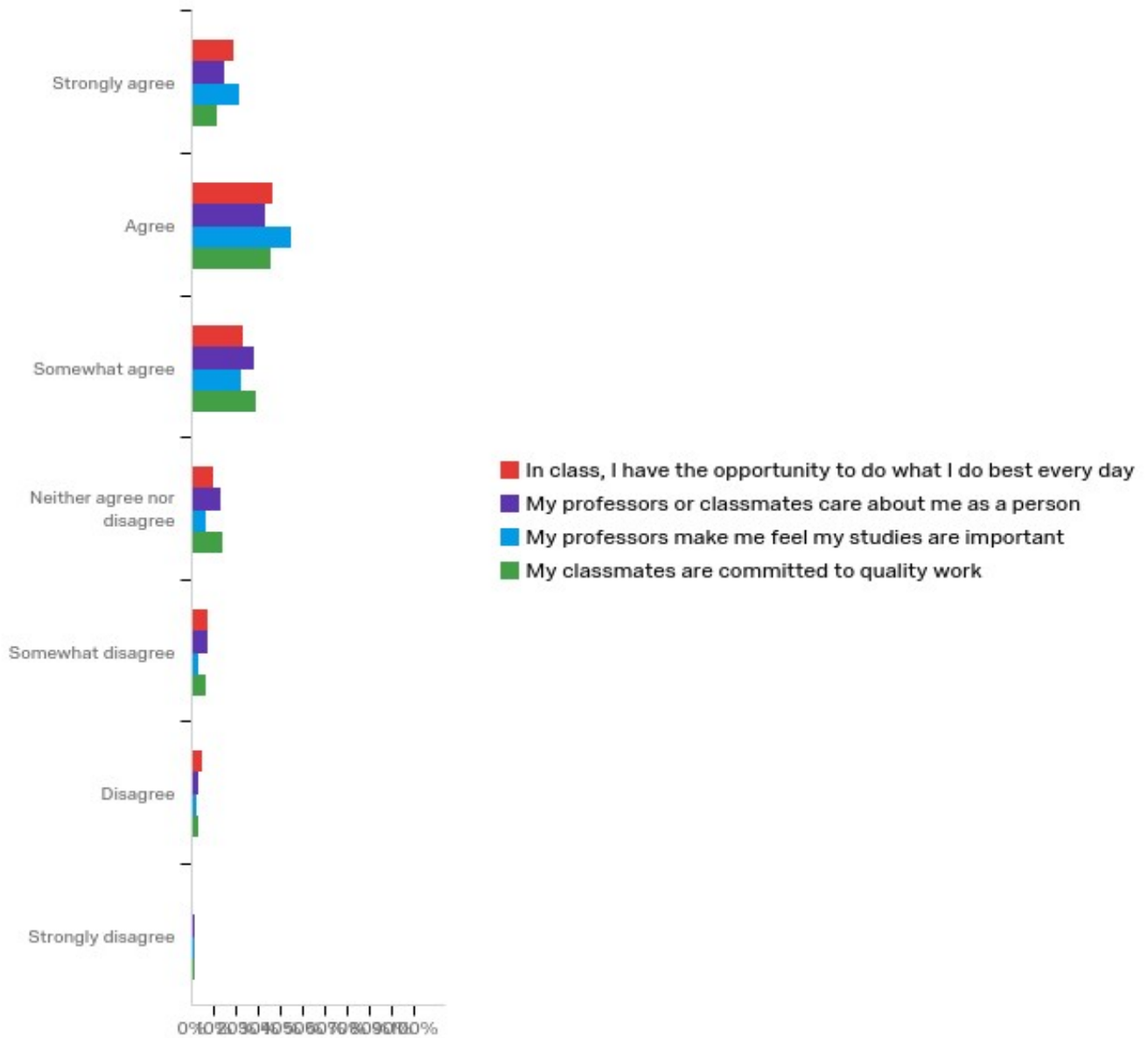
#	Question	Strongly agree	Agree	Somewhat agree	Neither agree nor disagree	Somewhat disagree	Disagree	Strongly disagree	Total
1	Criticize the government's policies	58%	26%	8%	4%	2%	1%	1%	825
2	Are offensive to minority groups	14%	13%	15%	8%	10%	18%	22%	825
3	Are offensive to your religious beliefs	18%	21%	14%	11%	10%	12%	13%	825
4	Are sexually explicit	11%	15%	13%	11%	11%	23%	17%	825
5	Call for violent protest	4%	3%	9%	9%	12%	28%	35%	825

Q9 - In its coverage of Donald Trump and his administration so far, do you think the news media has been too tough, about right or not tough enough?



#	In its coverage of Donald Trump and his administration so far, do you think...	Percentage
1	Too tough	29%
2	About right	42%
3	Not tough enough	29%
	Total	100%

Q30 - Turning towards your school studies, do you agree or disagree with the following statements:

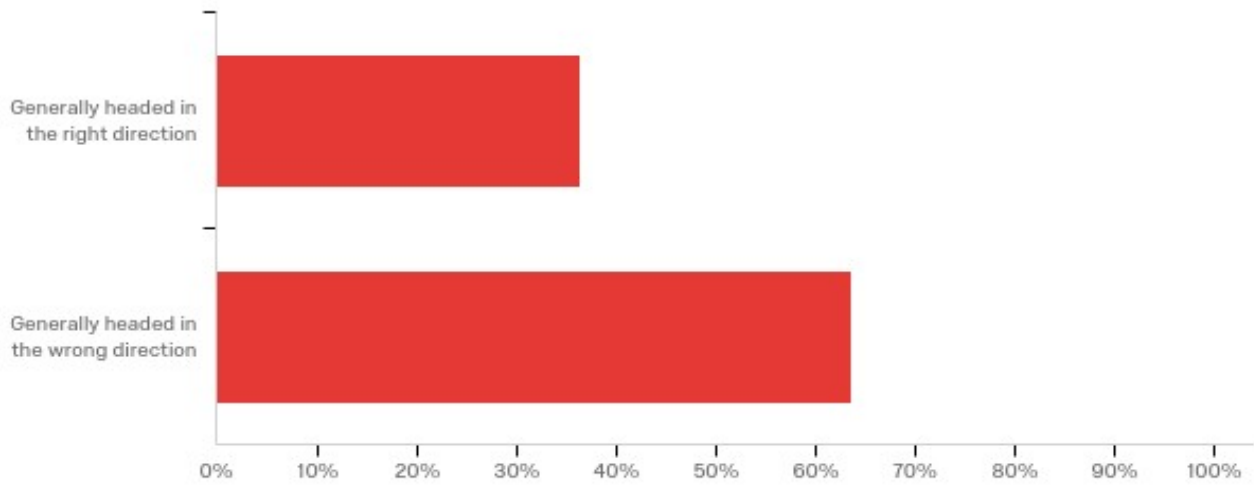


#	Question	Strongly agree	Agree	Somewhat agree	Neither agree nor disagree	Somewhat at disagree	Disagree	Strongly disagree	Total
1	In class, I have the opportunity to do what I do best every day	19%	36%	23%	9%	7%	5%	1%	799
2	My professors or classmates care about	15%	33%	28%	13%	7%	3%	2%	799

	me as a person								
3	My professors make me feel my studies are important	21%	45%	23%	6%	3%	2%	1%	799
4	My classmates are committed to quality work	12%	35%	29%	14%	6%	3%	1%	799

Q5 - All

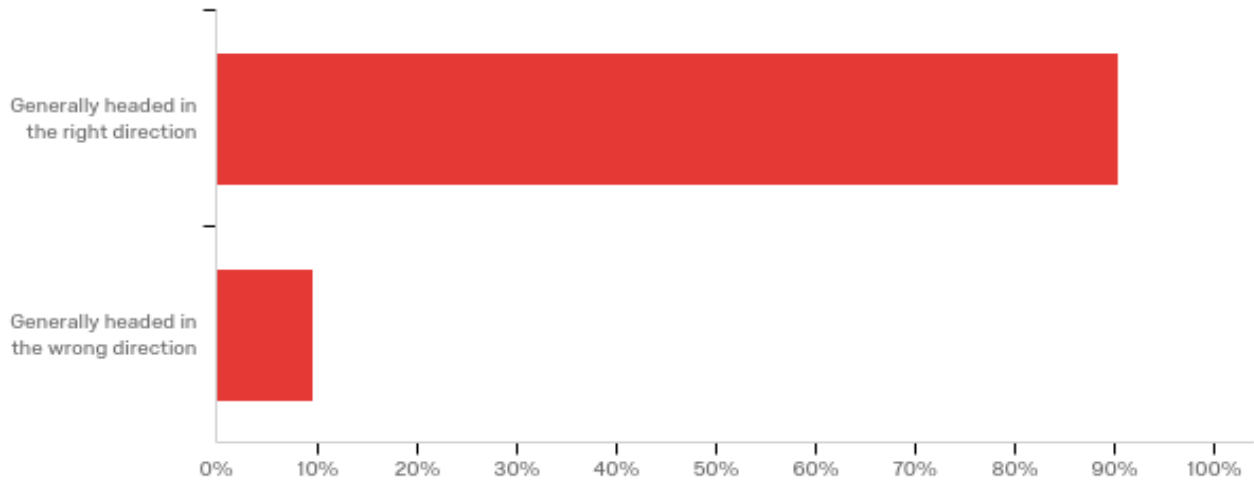
in all, do you think things in the United States are:



#	All in all, do you think things in the United States are:	Percentage
1	Generally headed in the right direction	36%
2	Generally headed in the wrong direction	64%
	Total	100%

Q6 - All

in all, do you think things at NC State are:



#	All in all, do you think things at NC State are:	Percentage
1	Generally headed in the right direction	90%
2	Generally headed in the wrong direction	10%
	Total	100%

Q20 - On a scale from 1 to 5, 1 being least confident 5 being most confident, how confident are you in being able to secure a job within 6 months of graduation:

#	On a scale from 1 to 5, 1 being least confident 5 being most confident, how...	Percentage
1	1	3%
2	2	8%
3	3	26%
4	4	33%
5	5	29%
	Total	100%

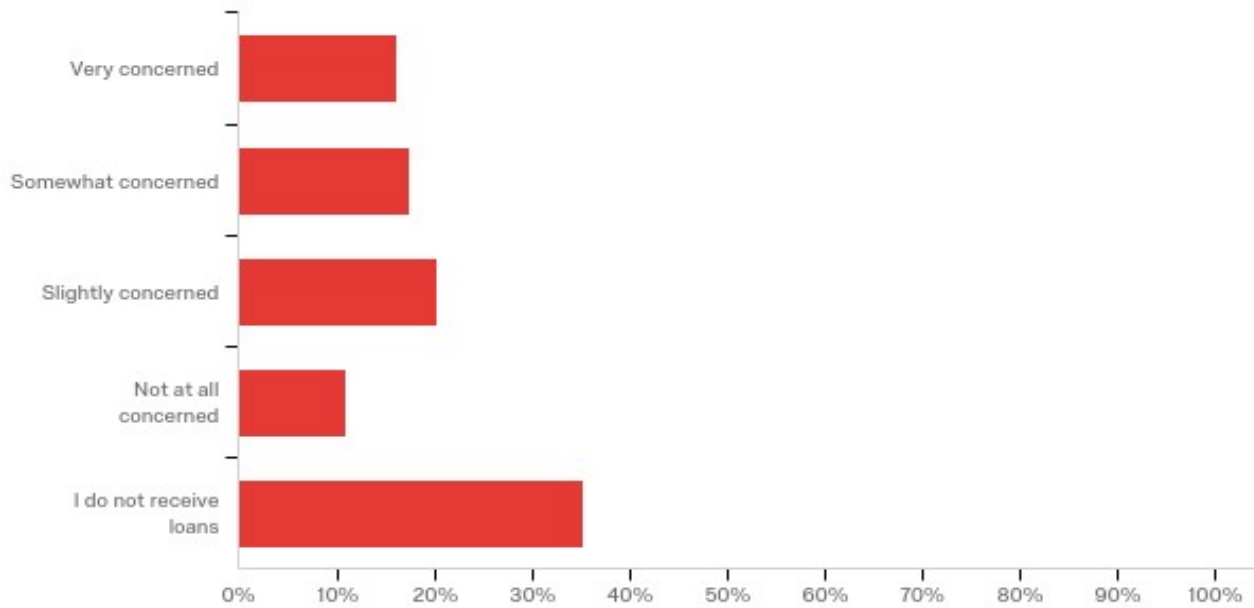
On a scale from 1 to 5, 1 being least confident 5 being most confident, how...

Mean

On a scale from 1 to 5, 1 being least confident 5 being most confident, how confident are you in being able to secure a job within 6 months of graduation:

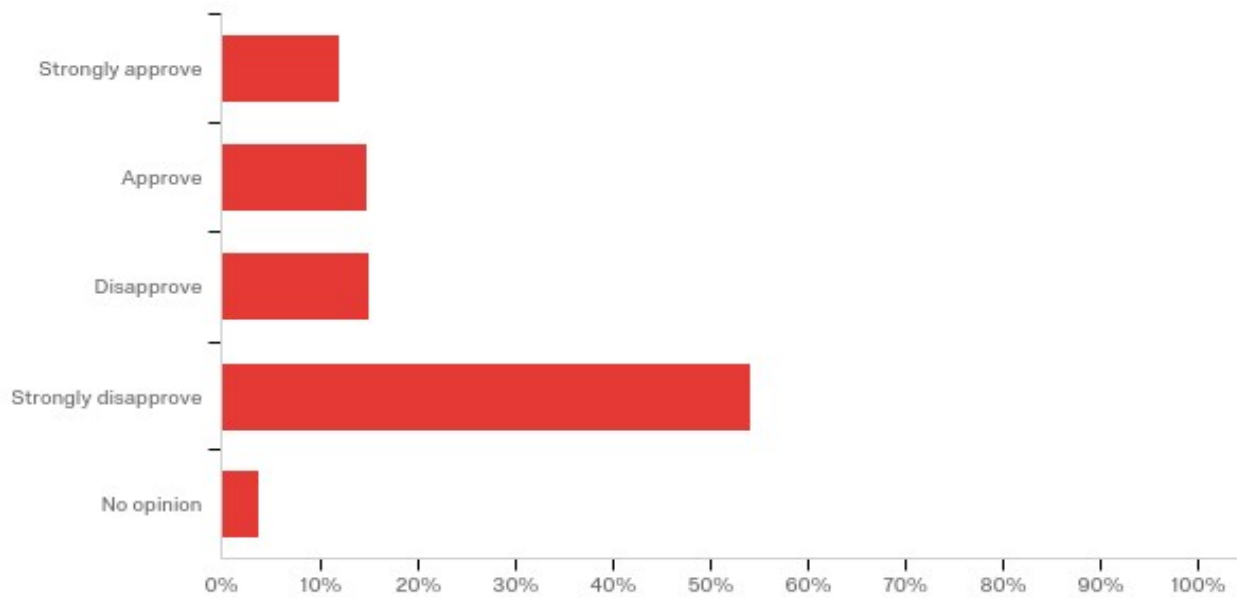
3.76

Q21 - How concerned are you about being able to pay off your student loans once you graduate?



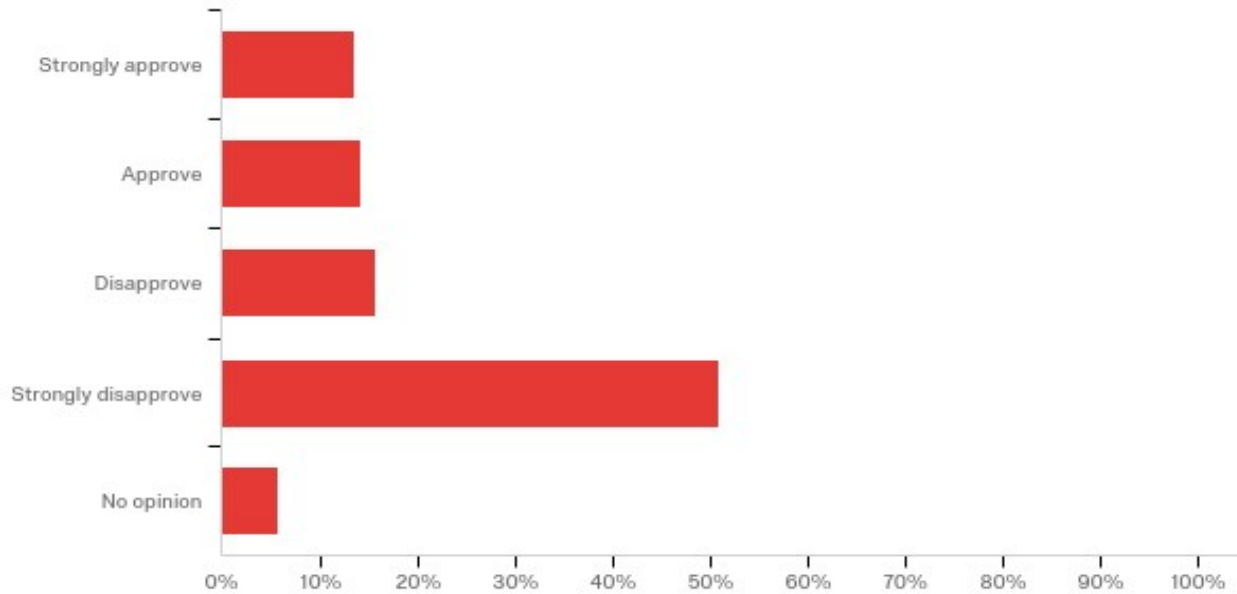
#	How concerned are you about being able to pay off your student loans once y...	Percentage
1	Very concerned	16%
2	Somewhat concerned	17%
3	Slightly concerned	20%
4	Not at all concerned	11%
5	I do not receive loans	35%
	Total	100%

Q31 - Do you approve or disapprove of President Trump's executive order which temporarily bans refugees from Iran, Iraq, Libya, Somalia, Sudan, Syria, and Yemen from entering the US?



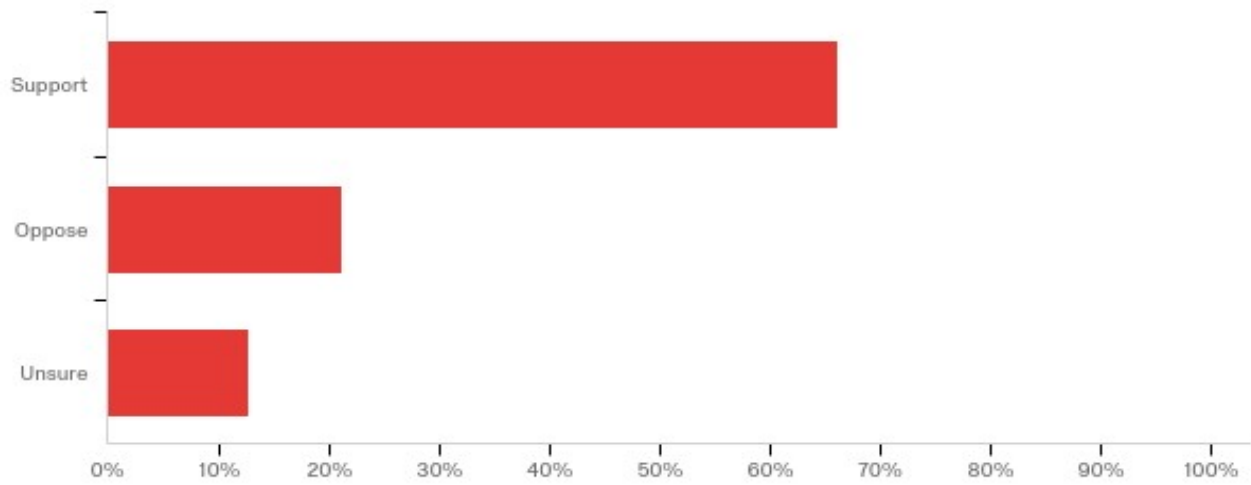
#	Do you approve or disapprove of President Trump's executive order which tem...	Percentage
1	Strongly approve	12%
2	Approve	15%
3	Disapprove	15%
4	Strongly disapprove	54%
5	No opinion	4%
	Total	100%

Q32 - Do you approve or disapprove of President Trump's executive order which temporarily bans citizens from Iran, Iraq, Libya, Somalia, Sudan, Syria, and Yemen from entering the US in order to keep out potential terrorist threats?



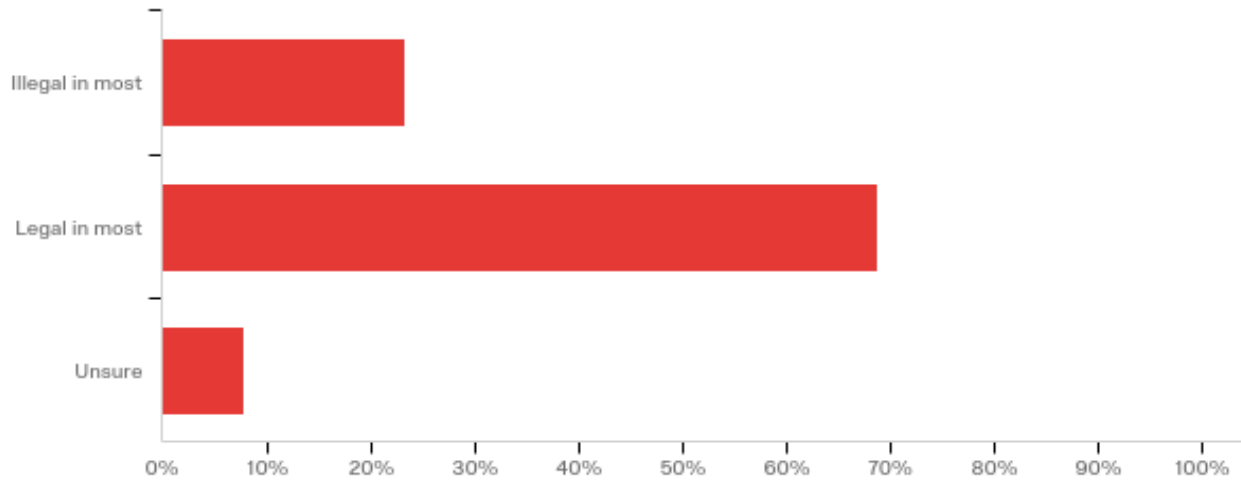
#	Do you approve or disapprove of President Trump's executive order which temporarily bans citizens from Iran, Iraq, Libya, Somalia, Sudan, Syria, and Yemen from entering the US in order to keep out potential terrorist threats?	Percentage
1	Strongly approve	14%
2	Approve	14%
3	Disapprove	16%
4	Strongly disapprove	51%
5	No opinion	6%
	Total	100%

Q13 - Federal funding of Planned Parenthood



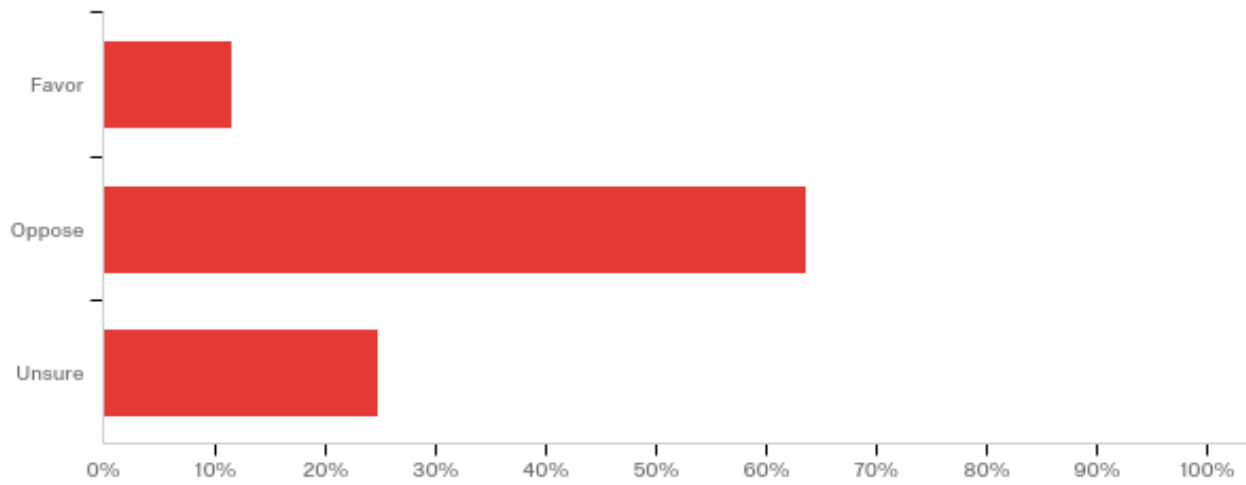
#	Federal funding of Planned Parenthood	Percentage
1	Support	66%
2	Oppose	21%
3	Unsure	13%
	Total	100%

Q14 - Whether abortion should be legal in most cases



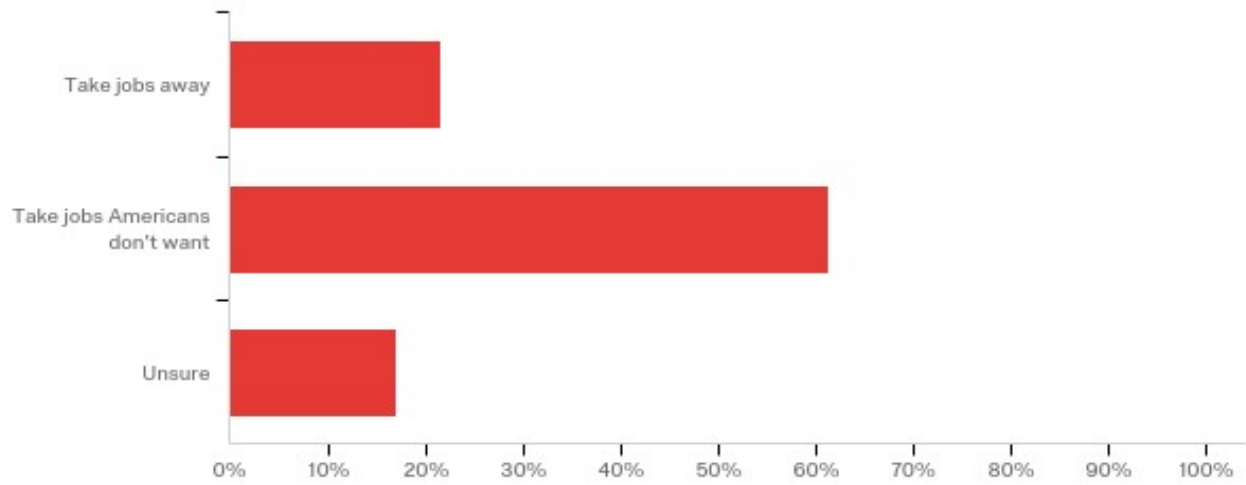
#	Whether abortion should be legal in most cases	Percentage
1	Illegal in most	23%
2	Legal in most	69%
3	Unsure	8%
	Total	100%

Q16 - Choice to attend private school at public expense



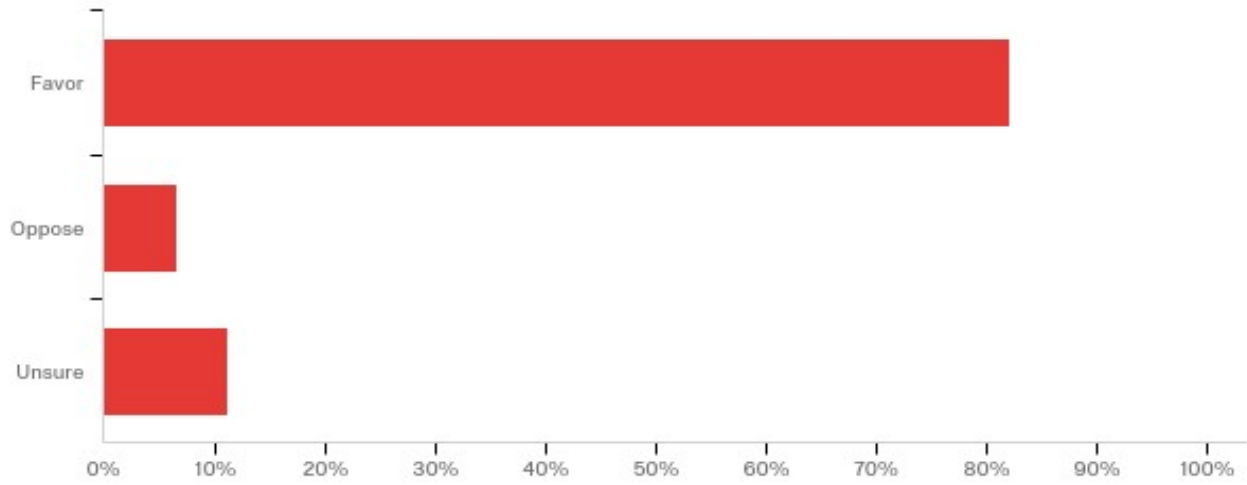
#	Choice to attend private school at public expense	Percentage
1	Favor	12%
2	Oppose	64%
3	Unsure	25%
	Total	100%

Q17 - Effect of illegal immigrants on American jobs



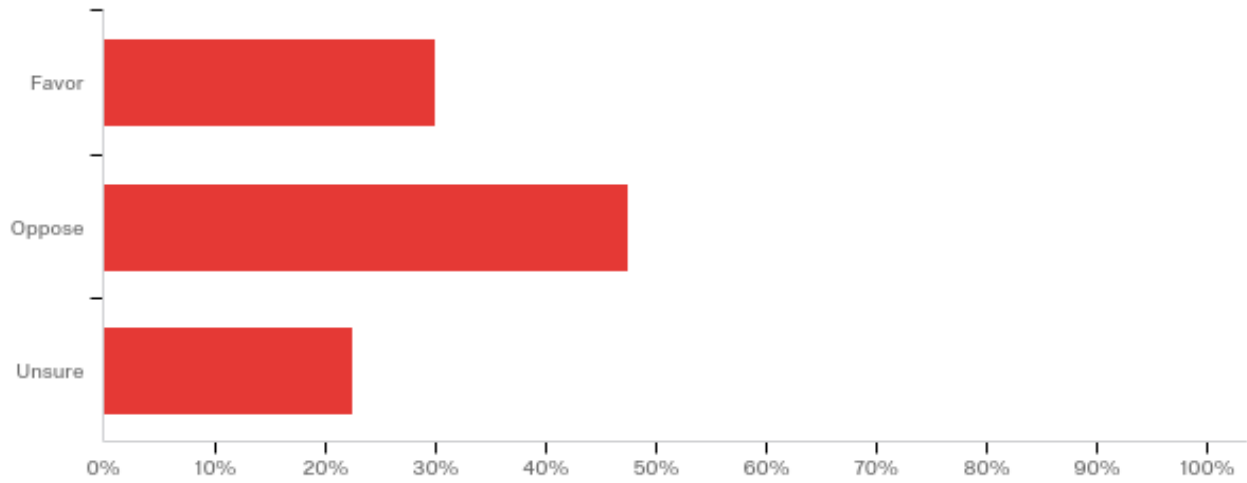
#	Effect of illegal immigrants on American jobs	Percentage
1	Take jobs away	22%
2	Take jobs Americans don't want	61%
3	Unsure	17%
	Total	100%

Q18 - Limits on carbon emissions from U.S. power plants aimed at reducing future global warming



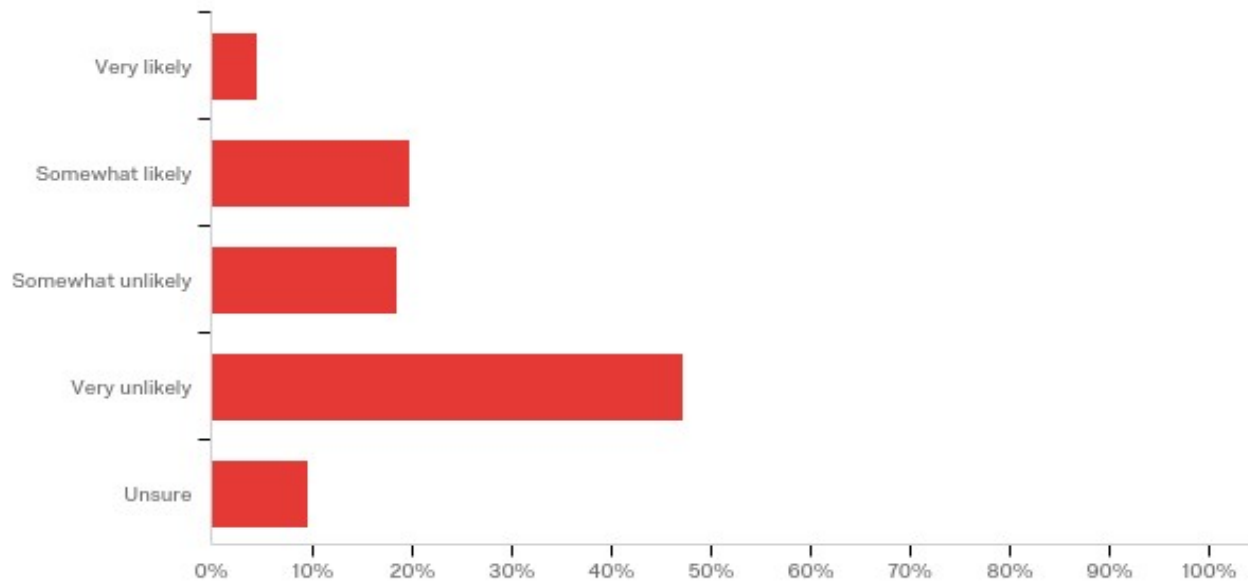
#	Limits on carbon emissions from U.S. power plants aimed at reducing future...	Percentage
1	Favor	82%
2	Oppose	7%
3	Unsure	11%
	Total	100%

Q19 - Increasing the minimum wage to \$15 an hour, from \$7.25



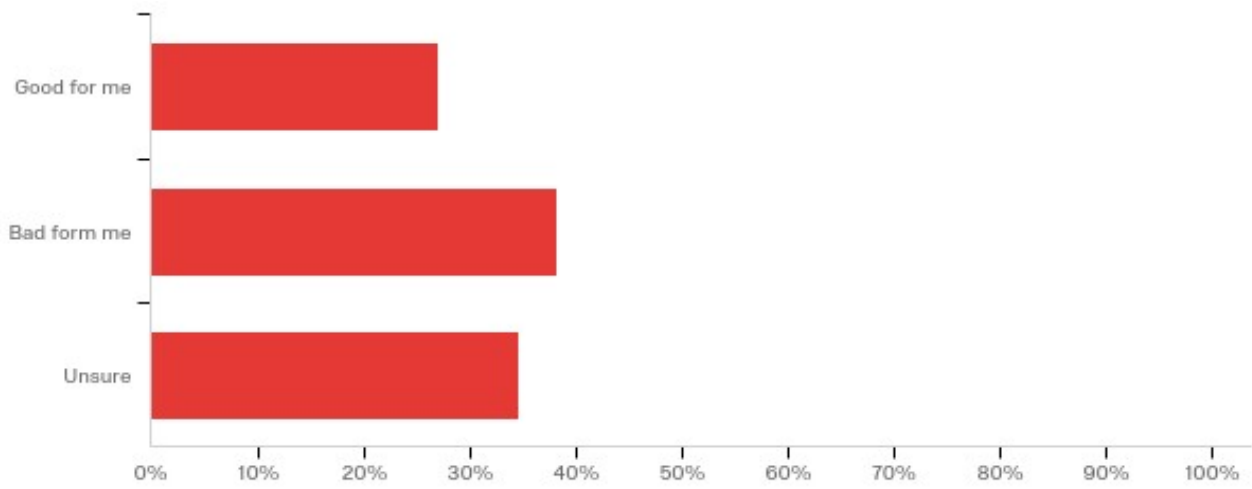
#	Increasing the minimum wage to \$15 an hour, from \$7.25	Percentage
1	Favor	30%
2	Oppose	47%
3	Unsure	23%
	Total	100%

Q33 - Without getting into the specifics, in general how likely would you be to pay for a membership in a bike share program if one were started on campus?



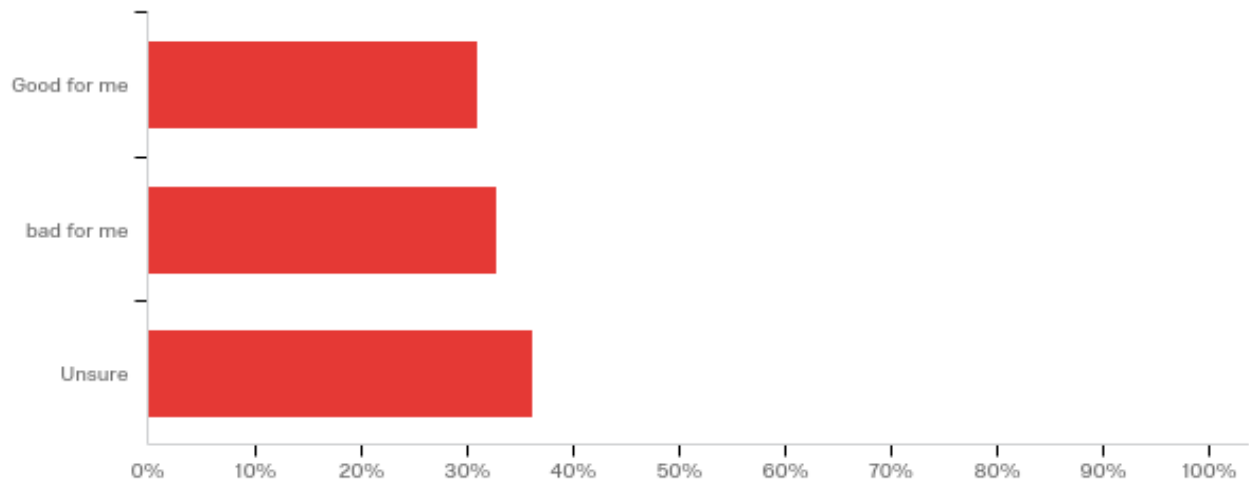
#	Without getting into the specifics, in general how likely would you be to p...	Percentage
1	Very likely	4%
2	Somewhat likely	20%
3	Somewhat unlikely	19%
4	Very unlikely	47%
5	Unsure	10%
	Total	100%

Q29 - If the Affordable Care Act were to be repealed, do you think that will be good for you, or bad for you?



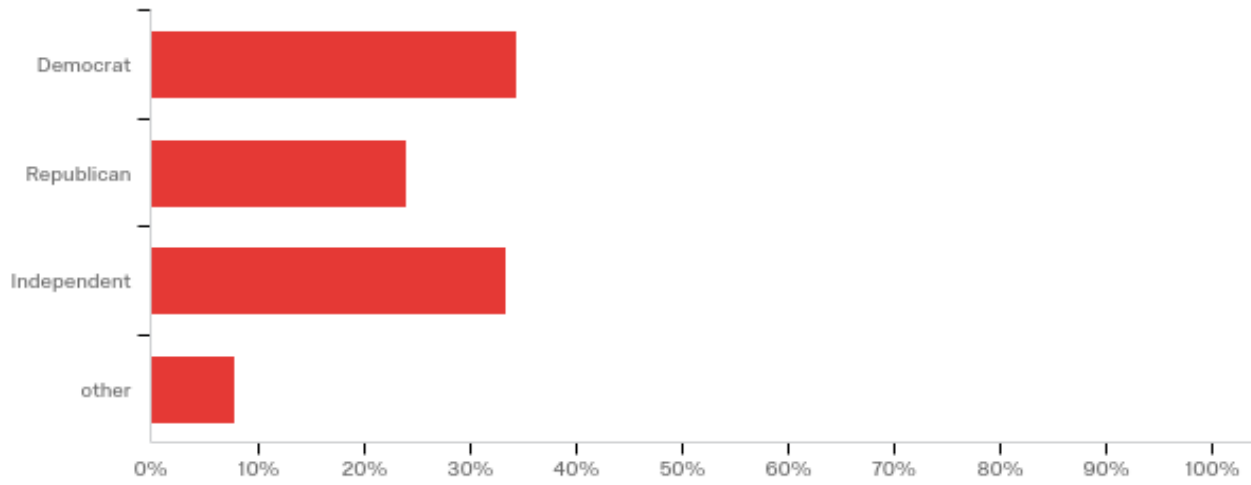
#	If the Affordable Care Act were to be repealed, do you think that will be g...	Percentage
1	Good for me	27%
2	Bad form me	38%
3	Unsure	35%
	Total	100%

Q30 - If Obamacare were to be repealed, do you think that will be good for you, or bad for you?



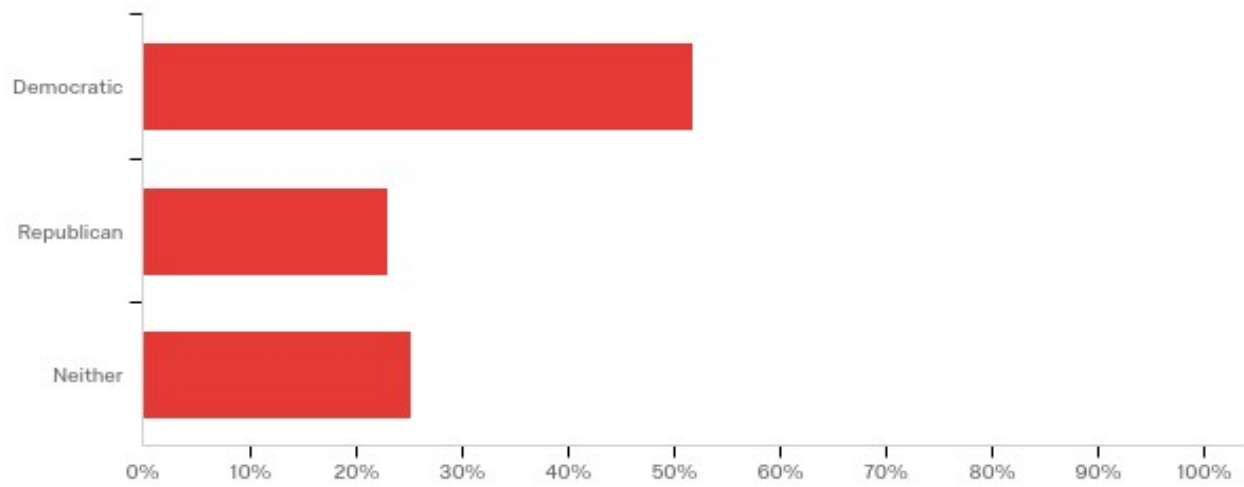
#	If Obamacare were to be repealed, do you think that will be good for you, o...	Percentage
1	Good for me	31%
2	bad for me	33%
3	Unsure	36%
	Total	100%

Q33 - Generally speaking, do you think of yourself as a Democrat, Republican, or Independent?



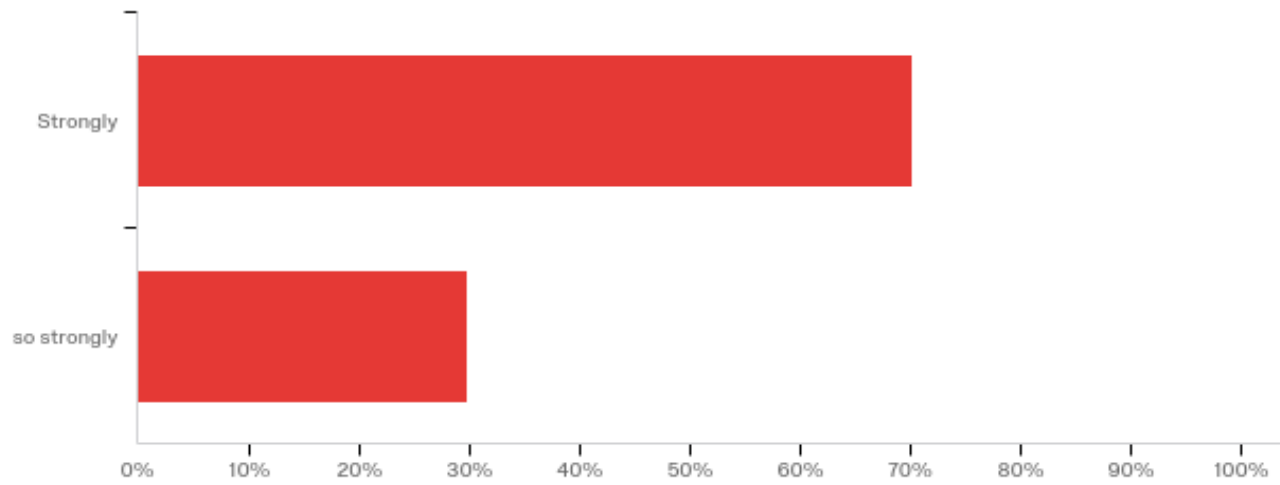
#	Generally speaking, do you think of yourself as a Democrat, Republican, or...	Percentage
1	Democrat	34%
2	Republican	24%
3	Independent	33%
4	other	8%
	Total	100%

Q34 - As of today do you lean more to the Republican Party, or the Democratic Party?



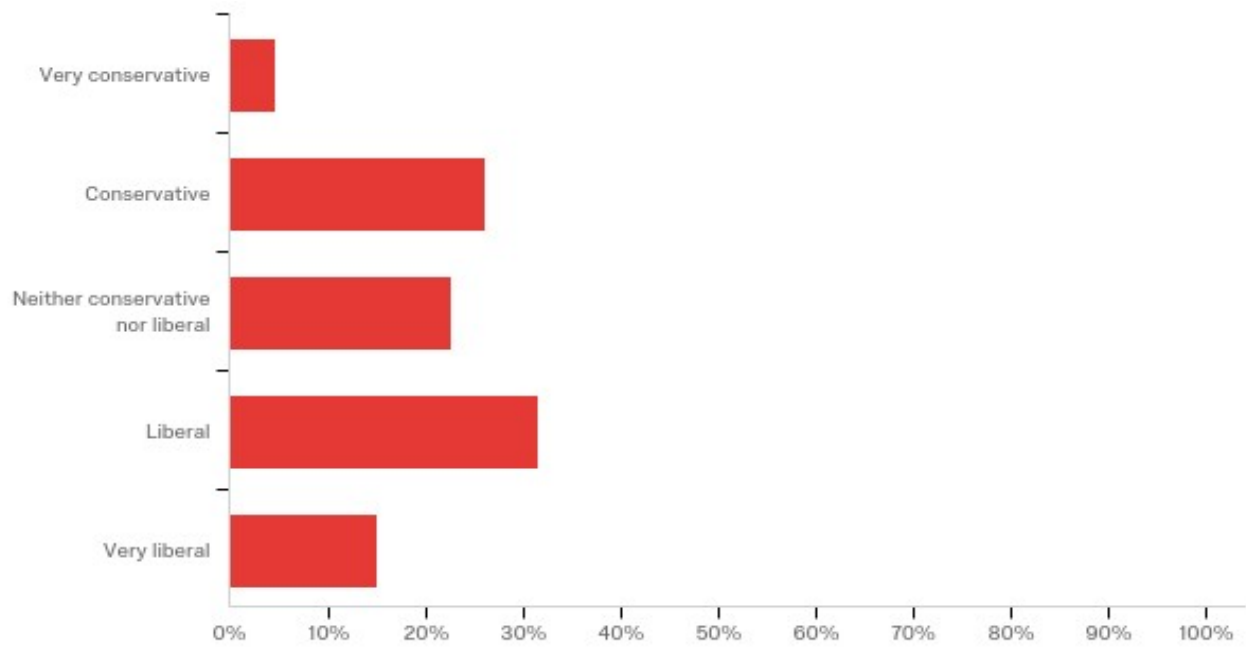
#	As of today do you lean more to the Republican Party, or the Democratic Par...	Percentage
1	Democratic	52%
2	Republican	23%
3	Neither	25%
	Total	100%

Q35 - Do you feel that way strongly, or not so strongly?



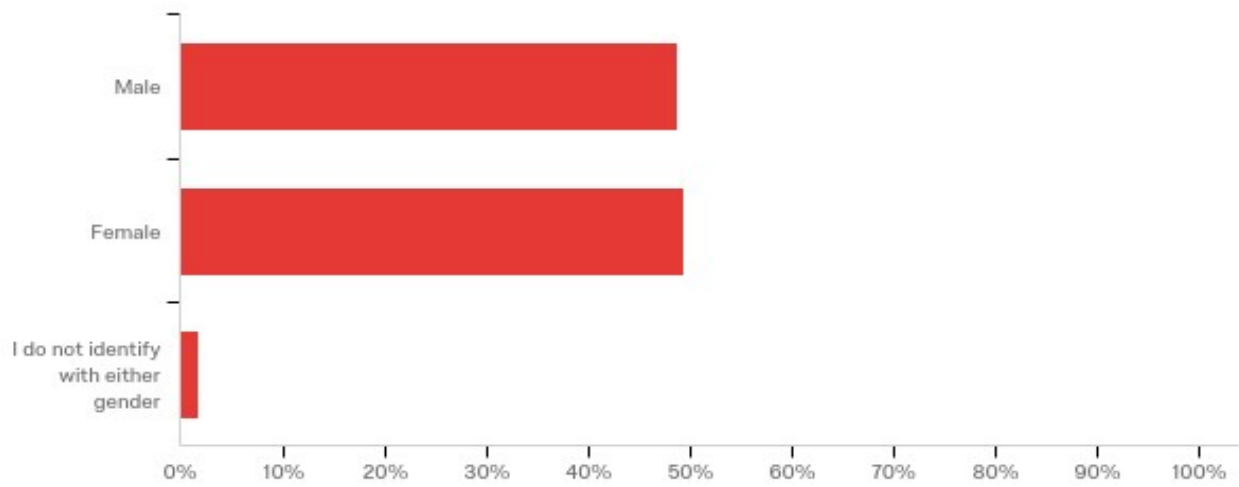
#	Do you feel that way strongly, or not so strongly?	Percentage
1	Strongly	70%
2	Not so strongly	30%
	Total	100%

Q36 - How would you describe your political views?



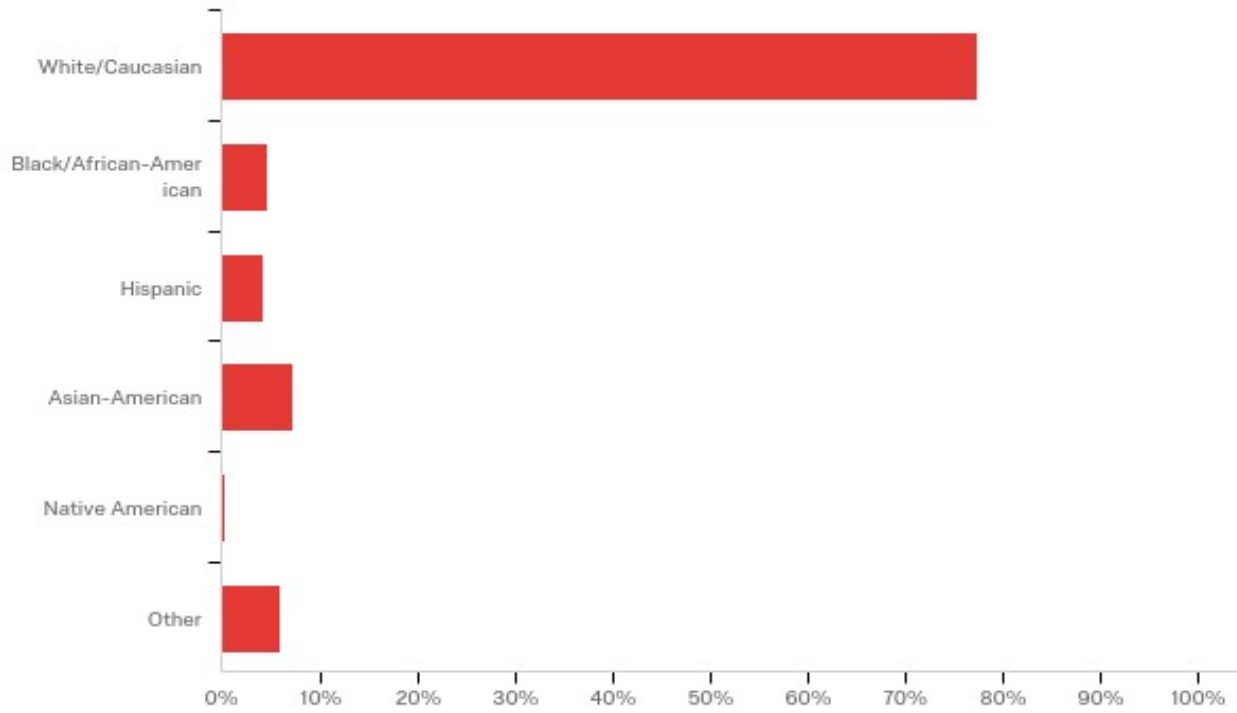
#	How would you describe your political views?	Percentage
1	Very conservative	5%
2	Conservative	26%
3	Neither conservative nor liberal	23%
4	Liberal	31%
5	Very liberal	15%
	Total	100%

Q37 - Are you male or female?



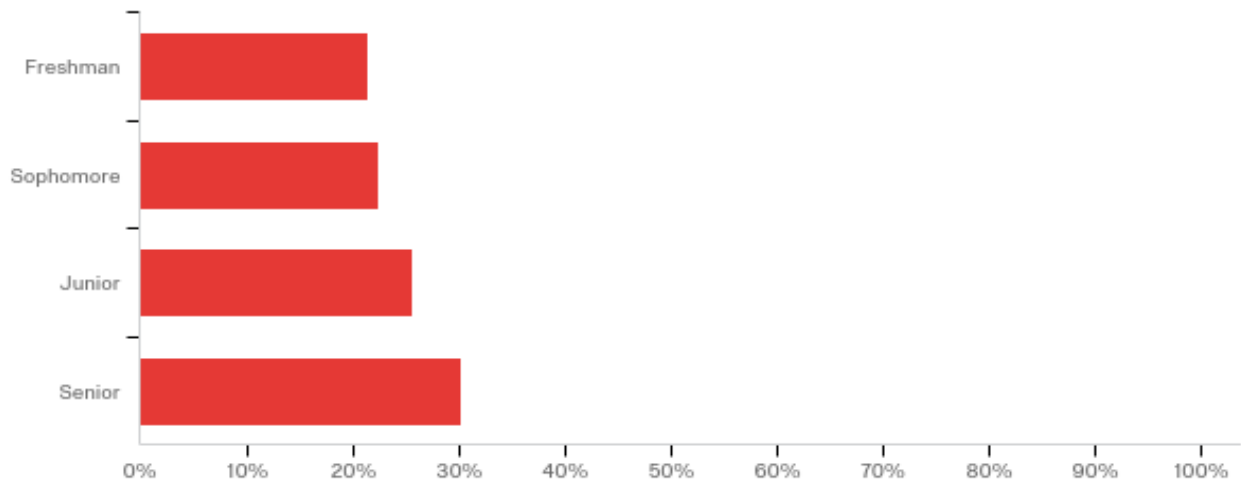
#	Are you male or female?	Percentage
1	Male	49%
2	Female	49%
3	I do not identify with either gender	2%
	Total	100%

**Q38 - What
is your preferred racial identity?**



#	What is your preferred racial identity?	Percentage
1	White/Caucasian	77%
2	Black/African-American	5%
3	Hispanic	4%
4	Asian-American	7%
5	Native American	0%
6	Other	6%
	Total	100%

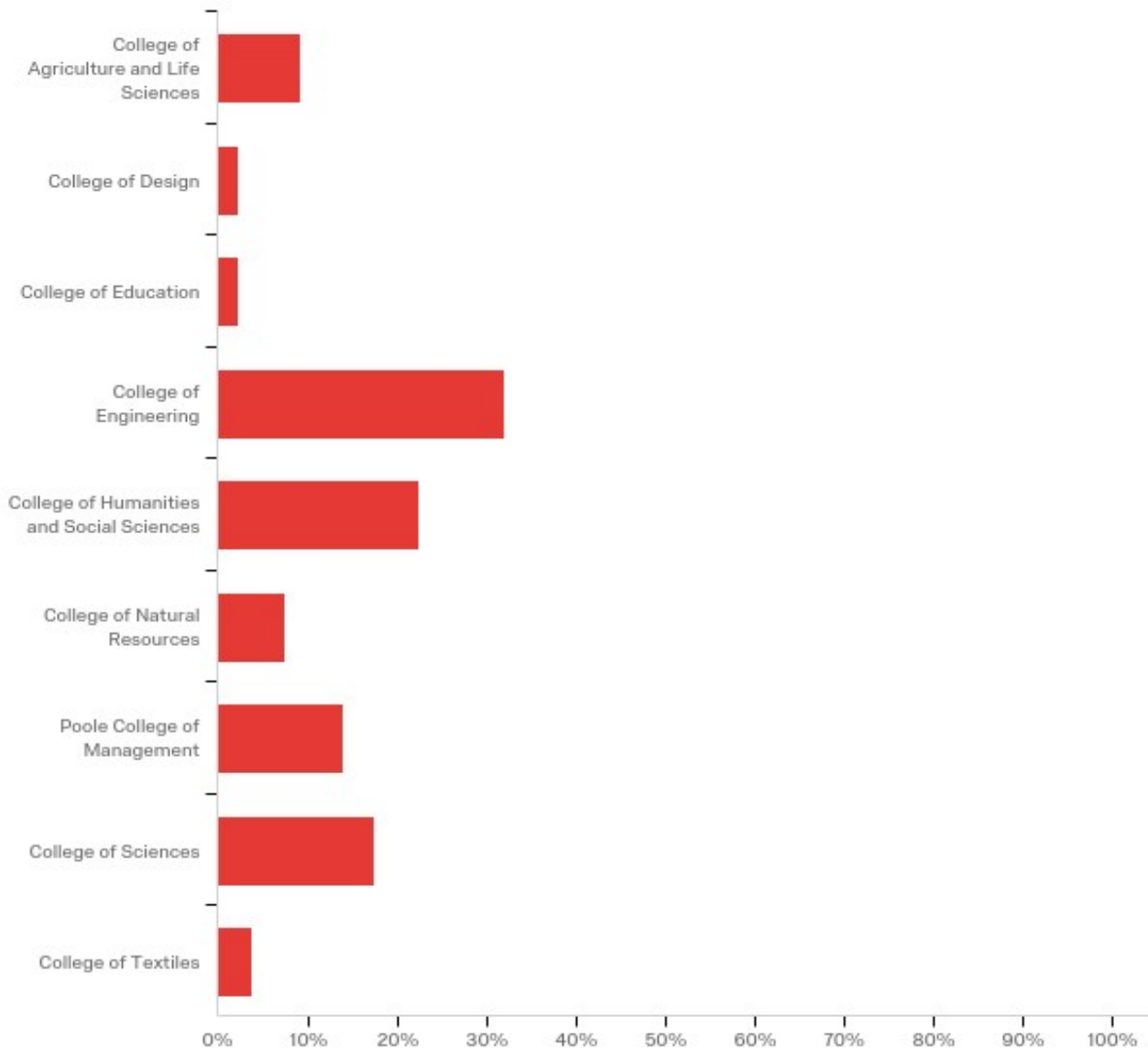
Q39 - What year in school are you considered?



#	What year in school are you considered ?	Percentage
1	Freshman	21%
2	Sophomore	23%
3	Junior	26%
4	Senior	30%
	Total	100%

Q40 - Which

college do you study under at NC State (pick all that apply, majors only).



#	Which college do you study under at NC State (pick all that apply, majors o...	Percentage
1	College of Agriculture and Life Sciences	9%
2	College of Design	2%
3	College of Education	2%
4	College of Engineering	32%
5	College of Humanities and Social Sciences	23%

6	College of Natural Resources	8%
7	Poole College of Management	14%
8	College of Sciences	18%
9	College of Textiles	4%
	Total	100%