







1. To start, how much do you agree or disagree with the following statements:

#	Question	Strongly agree	Agree	Neutral	Disagree	Strongly Disagree	No opinion	Responses
3	I am proud to be a student in my major or degree program.	60%	28%	9%	2%	1%	1%	971
2	I am proud to be a part of my college at N.C. State.	57%	30%	10%	2%	0%	0%	971
1	I am proud to be a student at N.C. State.	58%	32%	7%	2%	1%	0%	972

2. Do you support the recent expansion of the ACC to include Pittsburgh and Syracuse?

#	Answer		Response	%
1	Yes.		306	31%
2	No, because the ACC should not have added any teams.		88	9%
3	No, because teams other than Pittsburgh and Syracuse should have been added to the ACC.		24	2%
4	I was not aware of the recent expansion of the ACC.		228	23%
5	No Opinion		326	34%
	Total		972	100%

3. How concerned are you about being able to find a job following graduation from N.C. State?

#	Answer		Response	%
1	I am very concerned about finding a job after graduation.		266	27%
2	I am concerned about finding a job after graduation.		214	22%
3	I am slightly concerned about finding a job after graduation.		265	27%
4	I am not concerned about finding a job after graduation.		136	14%
5	I will not be applying for a job immediately after graduation.		73	8%
6	I haven't thought enough about this to answer		18	2%
	Total		972	100%

4. Have you ever tweeted to, or posted to a political figure's social media site?

#	Answer		Response	%
1	Yes		106	11%
2	No		865	89%
	Total		971	100%




5. How much per day do you use some form of social media, such as Facebook, Twitter, or Myspace, each day, on average?

#	Answer		Response	%
1	I don't use social media		57	6%
2	I use social media, but less than daily		116	12%
3	About 1-5 times a day		444	46%
4	About 6-10 times a day		205	21%
5	More than 10 times a day		150	15%
	Total		972	100%

6. Are you "friends" with, or are you connected to/follow, any political figures on social media sites?




#	Answer		Response	%
1	Yes		268	28%
2	No		696	72%
	Total		964	100%

7. Turning to national politics, do you approve or disapprove of the way President Obama is doing his job?




#	Answer		Response	%
1	Approve		295	30%
2	Disapprove		419	43%
3	No Opinion		257	26%
	Total		971	100%

-----Approve----- -----Disapprove-----
NET Strongly Somewhat NET Somewhat Strongly
30 16 14 43 10 33




9. If the 2012 election for President between President Obama and Herman Cain were held today, whom would you vote for?

#	Answer		Response	%
1	Barack Obama		113	35%
2	Herman Cain		114	36%
3	No opinion		93	29%
	Total		320	100%




10. If the 2012 election for President between President Obama and Mitt Romney were held today, whom would you vote for?

#	Answer		Response	%
1	Barack Obama		110	33%
2	Mitt Romney		131	39%
3	No opinion		95	28%
	Total		336	100%


11. If the 2012 election for President between President Obama and any Republican nominee were held today, whom would you vote for?

#	Answer		Response	%
1	Barack Obama		105	33%
2	The Republican Nominee		141	45%
3	No Opinion		69	22%
	Total		315	100%

12. As of today, are you registered to vote?






#	Answer		Response	%
1	Yes		669	69%
2	No		256	26%
3	I don't know		45	5%
	Total		970	100%

13. Did you go and hear President Obama's speech at NCSU several weeks ago?




#	Answer		Response	%
1	Yes		266	27%
2	No		706	73%
	Total		972	100%

Statistic	Value
Min Value	1
Max Value	2
Mean	1.73
Variance	0.20
Standard Deviation	0.45
Total Responses	972




14. Do you agree or disagree that it was worthwhile for you to go hear President Obama's speech?

#	Answer		Response	%
1	Strongly agree		123	46%
2	Agree		99	37%
3	Neutral		22	8%
4	Disagree		10	4%
5	Strongly Disagree		12	5%
	Total		266	100%

15. All in all, do you think things in our country are:

#	Answer		Response	%
1	Generally headed in the right direction		169	17%
2	Generally Headed in the wrong direction		465	48%
3	Unsure		338	35%
	Total		972	100%

16. All in all, do you think things at N.C. State are:

#	Answer		Response	%
1	Generally headed in the right direction		583	60%
2	Generally Headed in the wrong direction		132	14%
3	Unsure		257	26%
	Total		972	100%

17. Do you think the use of marijuana should be made legal, or not?

#	Answer		Response	%
1	Legal		206	43%
2	Not legal		174	36%
3	No opinion		103	21%
	Total		483	100%






18. Do you think the use of marijuana for medical reasons should be made legal, or not?

#	Answer		Response	%
1	Legal		279	57%
2	Not legal		110	23%
3	No opinion		99	20%
	Total		488	100%






19. Would you be upset if a woman became President of the US?

#	Answer		Response	%
1	Yes		32	10%
2	No		296	90%
	Total		328	100%






20. Do you favor or oppose allowing gays and lesbians to legally form civil unions?

#	Answer		Response	%
1	Strongly favor		148	31%
2	Favor		111	23%
3	Oppose		60	12%
4	Strongly oppose		71	15%
5	No opinion		94	19%
	Total		484	100%




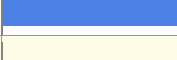
21. Do you favor or oppose allowing gays and lesbians to legally marry?

#	Answer		Response	%
1	Strongly favor		132	27%
2	Favor		107	22%
3	Oppose		63	13%
4	Strongly oppose		84	17%
5	No opinion		102	21%
	Total		488	100%




22. Do you favor or oppose a constitutional amendment in North Carolina that would limit domestic legal unions to marriages between one man and one woman?

#	Answer		Response	%
1	Strongly favor		134	14%
2	Favor		130	13%
3	Oppose		186	19%
4	Strongly oppose		315	32%
5	No opinion		205	21%
	Total		970	100%




23. How closely are you following the Occupy Wall Street movement in NYC and other places around the country?

#	Answer		Response	%
1	Very closely		39	4%
2	Somewhat closely		230	24%
3	Not too closely		348	36%
4	Not at all		355	37%
	Total		972	100%






24. Do you approve or disapprove of the Occupy Wall Street movement, or don't you know enough to say?

#	Answer		Response	%
1	Approve		91	19%
2	Disapprove		104	21%
3	Don't know enough		294	60%
	Total		489	100%

25. Do you approve or disapprove of the Tea Party movement or don't you know enough to say?

#	Answer		Response	%
1	Approve		84	18%
2	Disapprove		122	25%
3	Don't know enough		274	57%
	Total		480	100%

26. Turning back to college life, in comparison to graduates of Duke University, do you think your job opportunities as a graduate of N.C. State University will be:






#	Answer		Response	%
1	Significantly better		31	6%
2	Slightly better		48	10%
3	About the same		240	49%
4	Slightly worse		132	27%
5	Significantly worse		37	8%
	Total		488	100%

27. In comparison to graduates of the University of North Carolina, do you think your job opportunities as a graduate of N.C. State University will be:



#	Answer		Response	%
1	Significantly better		116	24%
2	Slightly better		119	25%
3	About the same		199	41%
4	Slightly worse		45	9%
5	Significantly worse		5	1%
	Total		484	100%

Statistic	Value
Min Value	1
Max Value	5
Mean	2.39
Variance	0.97
Standard Deviation	0.98
Total Responses	484





28. On average, how concerned are you about being able to pay off your student loans once you graduate?

#	Answer		Response	%
1	Very concerned		180	19%
2	Somewhat concerned		211	22%
3	Slightly concerned		156	16%
4	Not at all concerned		149	15%
5	I do not receive loans or financial aid		275	28%
	Total		971	100%









29. The last set of questions asks about your background, so we can better understand how different kinds of students feel about these issues. What is your sex?

#	Answer		Response	%
1	Male		459	47%
2	Female		511	53%
	Total		970	100%



30. What year in school are you considered?

#	Answer		Response	%
1	Freshman		230	24%
2	Sophomore		214	22%
3	Junior		250	26%
4	Senior		278	29%
	Total		972	100%







31. What college is your planned degree in?

#	Answer		Response	%
1	CALS/CNR		246	25%
2	CHASS/Design		214	22%
3	PAMS/Engineering		322	33%
4	COM		90	9%
5	Textiles		38	4%
6	Education		33	3%
7	First Year College		16	2%
8	Don't know		11	1%
	Total		970	100%


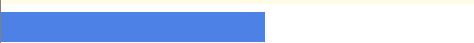

32. Were you born in North Carolina?

#	Answer		Response	%
1	Yes		563	58%
2	No		407	42%
	Total		970	100%





33. What is your sexual orientation?

#	Answer		Response	%
1	Gay		12	1%
2	Lesbian		7	1%
3	Straight		902	93%
4	Bisexual		25	3%
5	Other		6	1%
6	Care not to say		17	2%
	Total		969	100%






34. Are you currently involved with someone in a committed relationship?

#	Answer		Response	%
1	Yes		412	43%
2	No		536	55%
3	I don't know		21	2%
	Total		969	100%

35. What is your GPA?

#	Answer		Response	%
1	3.5 or above		346	36%
2	3.0 – 3.5		382	40%
3	2.0 – 3.0		233	24%
4	Less than 2.0		4	0%
	Total		965	100%

36. What racial group do you primarily identify yourself as a member?

#	Answer		Response	%
1	White/Caucasian		792	82%
2	Black/African-American		64	7%
3	Hispanic		25	3%
4	Native American		9	1%
5	Other		75	8%
	Total		965	100%